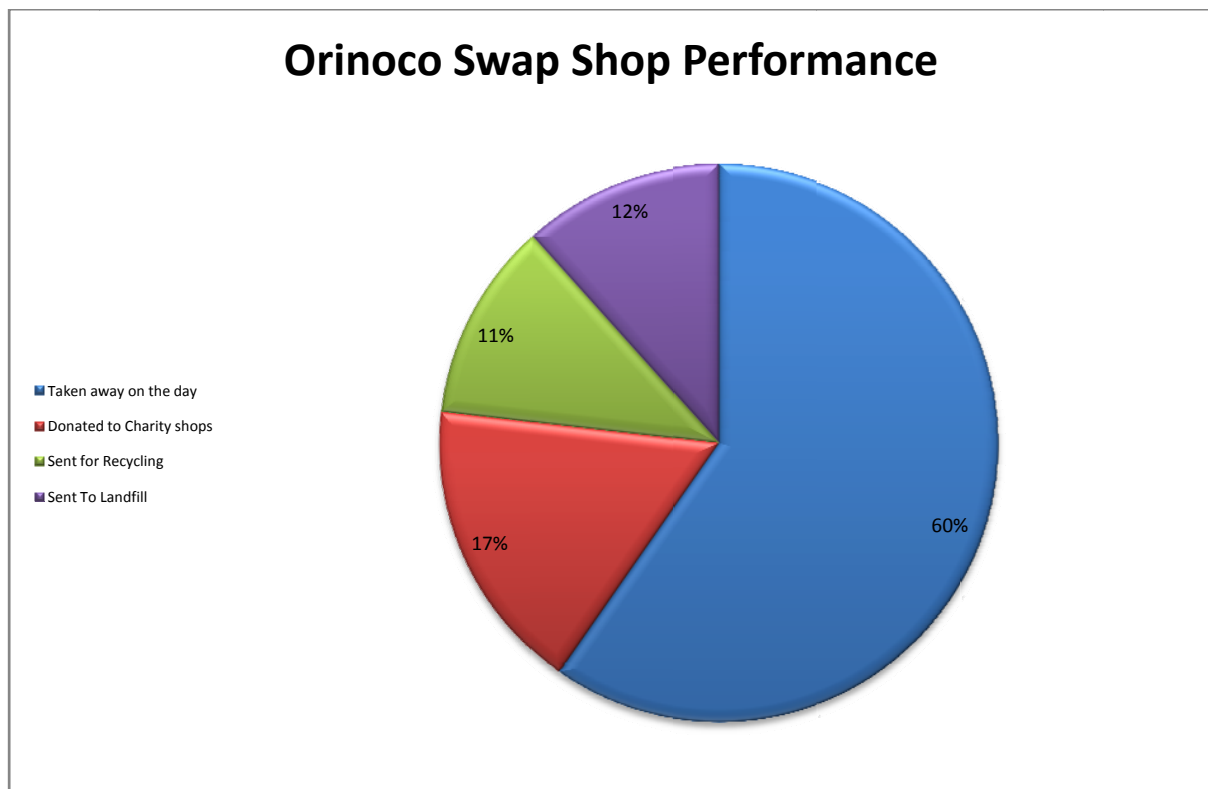


Orinoco Swap Shop 08/03/08

This was our Birthday Swap. We have held a swap on the second Saturday of every month since we first participated in the County-wide swap 2007. Over the last twelve months we have seen over 1700 people pass through our doors. More than 8½ tonnes of stuff has been left and over 5 tonnes of it was taken away by swappers.



We were prepared for our attendance figures and weight of donated goods to be lower this month as we expected some of our regular swappers to be tempted away to other Swaps across the County. Although this was indeed the case, we were still frantically busy for most of the day.

The car park was less full at the start of the swap and the only people queuing to come in when we opened were locals who had walked up. This suggests that the regulars who drive to our swap were exploring the alternative swaps first. Our overall headcount would suggest that these swappers came along later, after the other events had finished. In total we attracted 190 swappers.

The regular nature of the Orinoco swaps has made them popular with traders and car boot sale fans who have developed a number of strategies to grab the best stuff as it comes in. We have already had to implement stricter controls on people hovering around the weigh-in table and now it seems the car park has become the favoured hunting ground with stuff being grabbed and stashed away before it even gets weighed in. A number of our swappers have commented that the behaviour of some of these 'professional' re-users is intimidating and we are considering improving the policing of the car park to ensure that stuff actually makes it inside to the building. We are entirely comfortable with traders using the swap shop to obtain goods that they think may be saleable and consider this

to be legitimate reuse. We are not, however, comfortable with pushy behaviour that borders on bullying.

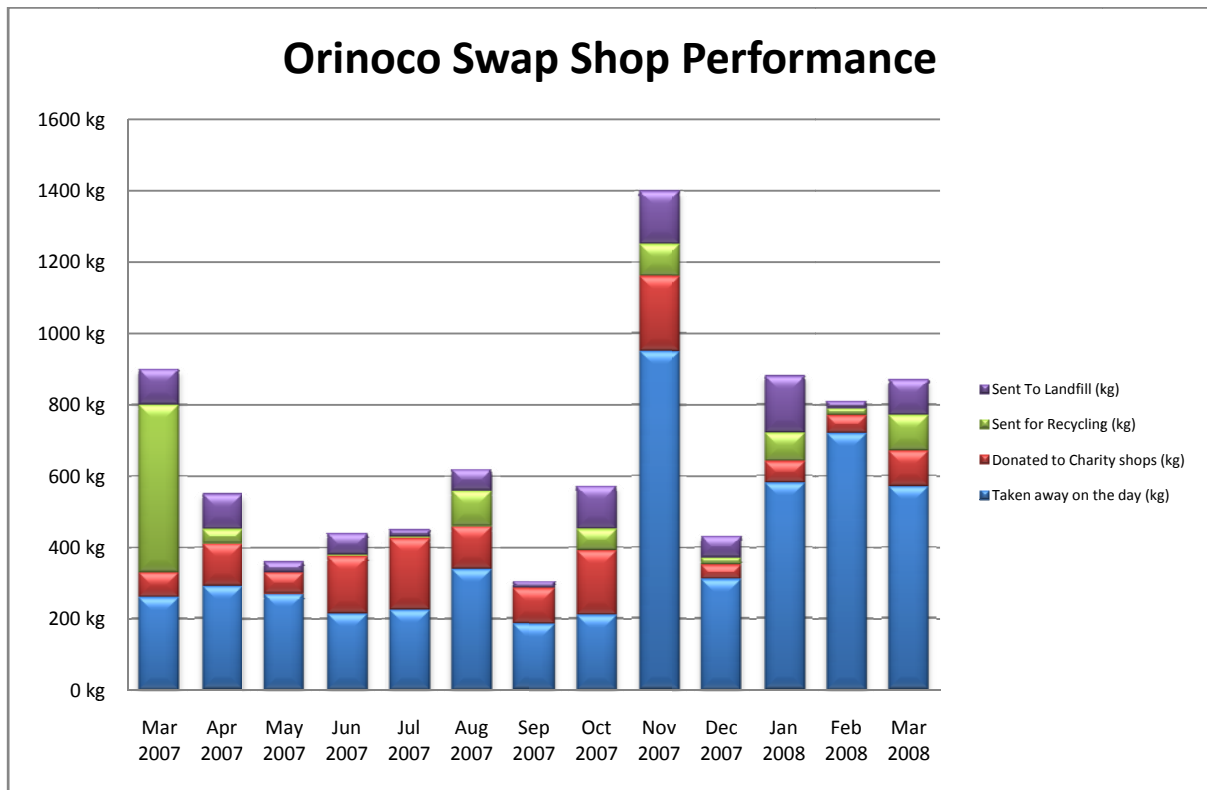
Recording the weigh of donated stuff was difficult, but we're confident that we took in around 700kg of unwanted goods on the day and had collected 170kg in advance.

At the end of the swap we were left with around 300kg of goods: 100kg were donated on for consumer re-use (charity shops & the OCVA furniture store); 100kg were sent for recycling; 100kg were sent to landfill.

In total the swappers took away 570kg of stuff that would otherwise have been binned. All these lovely items are now enjoying a new lease of life.

The Swap Shoppers spent £90 on food & drink. Together with our regular customers, they also spent £250 in our shop.

The next Swap Shop will be on Saturday April 12th.

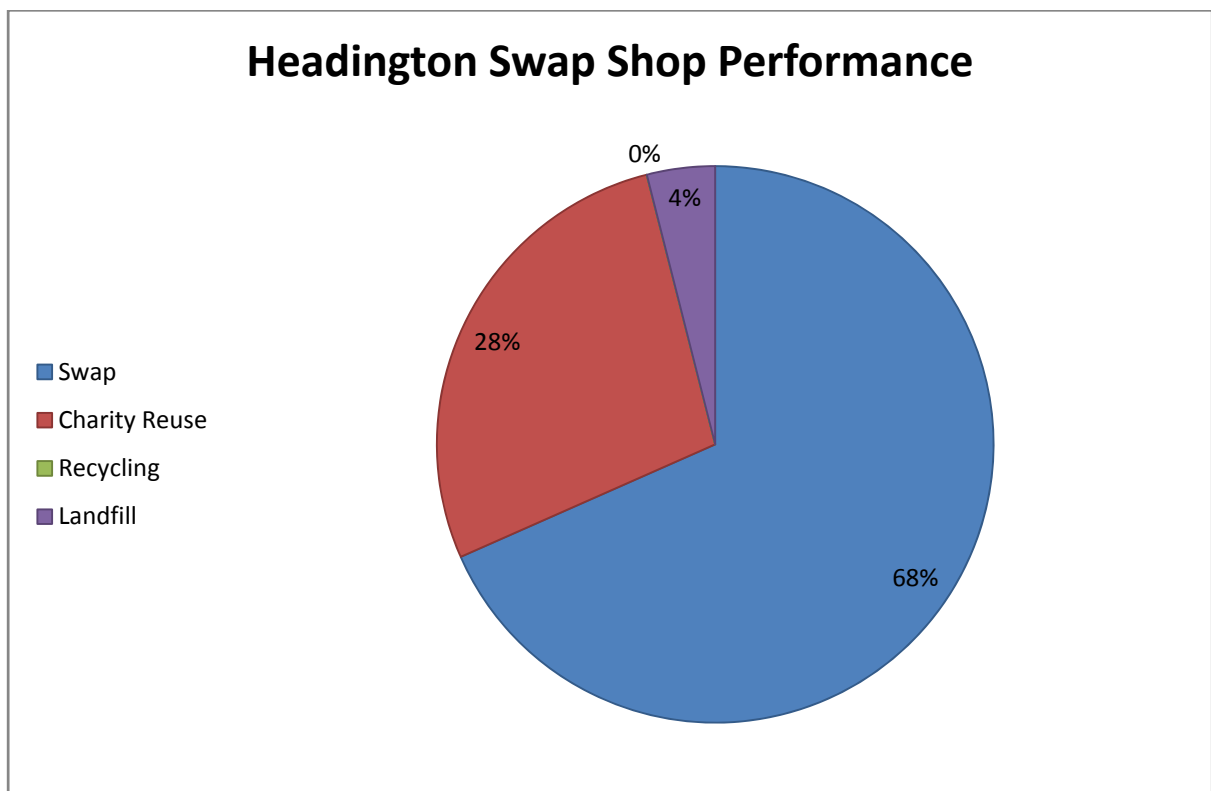


Gladstone Road Swap Shop 16/02/08

The first Gladstone Road Swap Shop was held at the Headington Community Centre on Saturday 16th of February. Orinoco volunteers ran the event in association with the Headington Community Association.

Orinoco supplied 60kg of goods left after the February Swap Shop. On the day, 220kg were brought in (total 280kg). 173kg were taken away on the day, 97kg were donated for charitable sale and 10kg was sent to landfill.

It is planned that the Gladstone Road Swaps will be held monthly on the Third Saturday of the month.



Category	Mar 2007	Apr 2007	May 2007	Jun 2007	Jul 2007	Aug 2007	Sep 2007	Oct 2007	Nov 2007	Dec 2007	Jan 2008	Feb 2008	Mar 2008
Number of Swappers	150	98	96	80	96	72	81	94	240	75	140	290	190
Donated on the Day (kg)	200 kg	450 kg	350 kg	380 kg	350 kg	390 kg	205 kg	320 kg	900 kg	370 kg	730 kg	550 kg	700 kg
Collected in Advance (kg)	700 kg	100 kg	10 kg	60 kg	100 kg	230 kg	100 kg	250 kg	500 kg	60 kg	150 kg	260 kg	170 kg
Total (kg)	900 kg	550 kg	360 kg	440 kg	450 kg	620 kg	305 kg	570 kg	1400 kg	430 kg	880 kg	810 kg	870 kg
Taken away on the day (kg)	260 kg	290 kg	270 kg	215 kg	225 kg	340 kg	185 kg	210 kg	950 kg	310 kg	580 kg	720 kg	570 kg
Donated to Charity shops (kg)	70 kg	120 kg	60 kg	160 kg	200 kg	120 kg	100 kg	180 kg	210 kg	40 kg	60 kg	50 kg	100 kg
Sent for Recycling (kg)	470 kg	40 kg	0 kg	5 kg	5 kg	100 kg	0 kg	60 kg	90 kg	20 kg	80 kg	20 kg	100 kg
Sent To Landfill (kg)	100 kg	100 kg	30 kg	60 kg	20 kg	60 kg	20 kg	120 kg	150 kg	60 kg	160 kg	20 kg	100 kg

Category	Mar 2007	Apr 2007	May 2007	Jun 2007	Jul 2007	Aug 2007	Sep 2007	Oct 2007	Nov 2007	Dec 2007	Jan 2008	Feb 2008	Mar-08
Waste Diverted	37%	75%	92%	85%	94%	74%	93%	68%	83%	81%	73%	95%	77%
Waste Recycled	52%	7%	0%	1%	1%	16%	0%	11%	6%	5%	9%	2%	11%
Waste Landfilled	11%	18%	8%	14%	4%	10%	7%	21%	11%	14%	18%	2%	11%

Category	Cumulative	Average	Percentage
Total IN	8585 kg	660 kg	
Swap	5125 kg	394 kg	60%
Charity Reuse	1470 kg	113 kg	17%
Recycling	990 kg	76 kg	12%
Landfill	1000 kg	77 kg	12%
Swappers	1,702		